

diameter (mm)	nominal convex curve (D)	actual convex curve (N = 1,525) (D)	radius of curvature R1 (mm)	sagitta depth gauge 50 mm bell (mm)	nominal concave curve (N = 1,525) (D)	center thickness (mm)	edge thickness (mm)
75	0,50	0,50	1.050,00	0,298	6,60	7,4	16,0
70	2,00	2,00	262,50	1,193	8,25	6,9	15,1
75	3,25	3,25	161,54	1,946	8,25	3,7	11,6
75	4,25	4,25	123,53	2,556	6,60	4,9	8,5
75	5,50	5,50	95,45	3,332	6,60	7,1	8,8
75	6,50	6,50	80,77	3,966	6,60	8,3	8,5
75	7,50	7,50	70,00	4,617	6,60	8,5	7,0
70	8,50	8,50	61,76	5,286	6,60	9,6	6,8
70	9,50	9,50	55,26	5,978	6,60	9,8	5,4
65	10,50	10,50	50,00	6,699	6,60	10,4	5,4
65	11,25	11,25	46,67	7,261	6,60	10,7	4,4

diameter (mm)	nominal convex curve (D)	actual convex curve (N = 1,525) (D)	sagitta depth gauge 50 mm bell (mm)	nominal concave curve (N = 1,525) (D)	center thickness (mm)	edge thickness (mm)
70	1,30	1,20	0,79	6,50	4,6	11,0
75	2,06	2,06	1,28	5,50	5,4	10,1
75	2,94	2,94	1,79	5,50	6,6	10,2
75	4,03	4,03	2,42	8,25	4,4	11,1
75	4,47	4,47	2,65	5,50	6,0	7,7
75	5,13	5,13	3,03	5,50	6,9	7,8
75	5,76	5,76	3,39	5,50	7,6	7,7
75	6,58	6,58	3,89	5,50	8,7	7,7
70	7,37	7,37	4,39	5,50	9,0	7,0
70	8,18	8,18	4,92	5,50	10,1	7,0
65	8,96	8,96	5,41	5,50	10,2	6,6
65	9,72	9,72	5,90	5,50	11,1	6,6
60	10,37	10,37	6,30	5,50	11,2	6,9

hyper lite 160

A remarkably thin step closer to natural sight

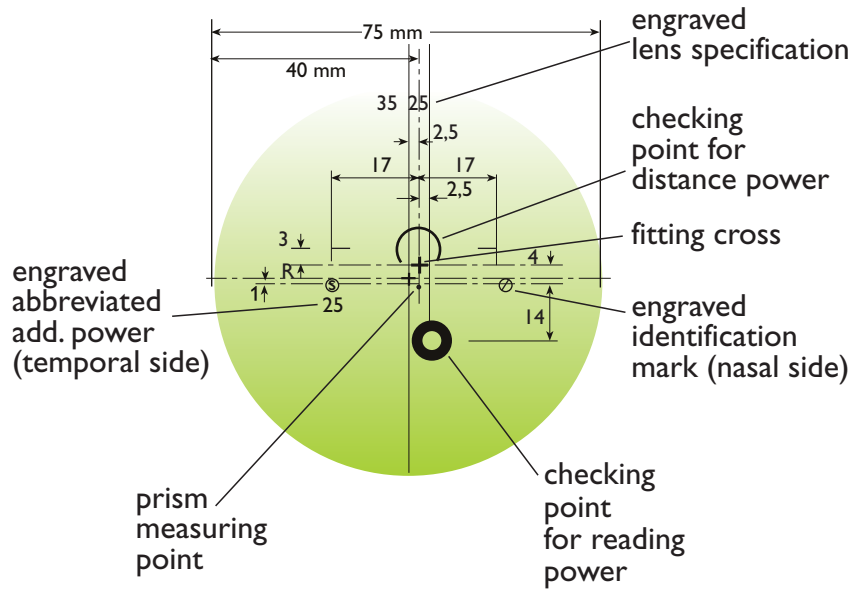
aspheric progressive (regular corridor) blank data sheet

ASAHI-LITE[®]

A MEMBER OF THE ONO GROUP

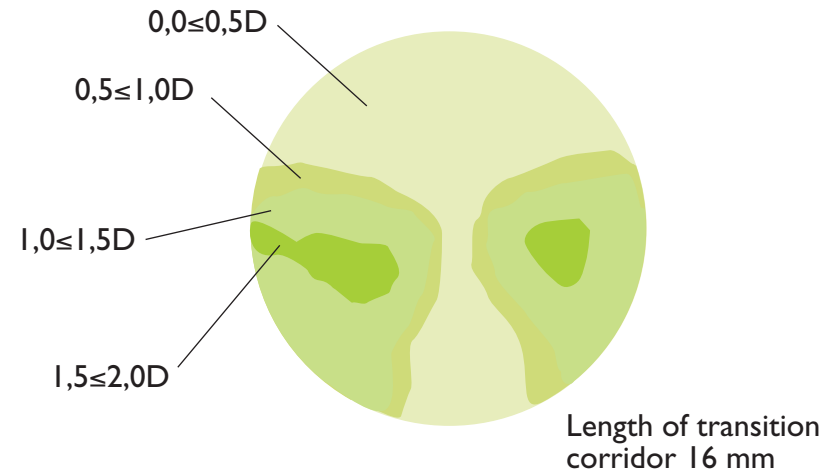
diameter (mm)	nominal convex curve (D)	power range (D)	actual convex curve (N = 1,53) (D)	sagitta depth gauge 50 mm bell (mm)	nominal concave curve (N = 1,53) (D)	center thickness (mm)	edge thickness (mm)	add. powers in 0,25 D steps (D)
70 / 75	2,20	-6,25 to -10,00	1,94	1,15	9,30	10,4	20,0	0,75 to 3,50
75 / 80	3,50	-4.25 to -6,00	3,09	1,83	7,97	7,2	14,5	0,75 to 3,50
75 / 80	4,70	+2,00 to -4,00	4,15	2,47	6,91	9,0	13,0	0,75 to 3,50
75 / 80	6,20	+4,00 to +2,25	5,48	3,29	4,80	8,9	8,0	0,75 to 3,50
75 / 80	8,20	+6,00 to +4,25	7,24	4,40	4,80	11,8	8,0	0,75 to 3,50

Identification markings



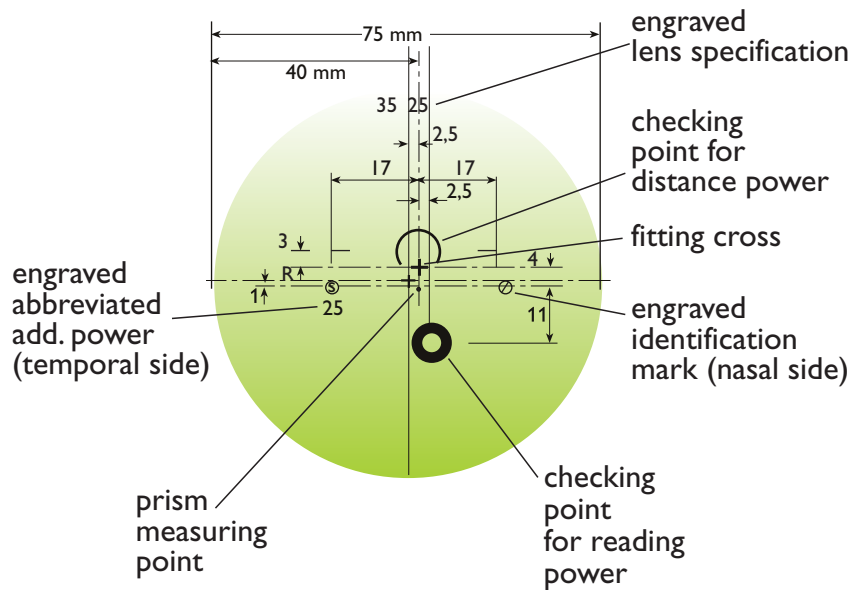
Distribution of surface astigmatism

Right lens base: +4,70D Add: +2,00D



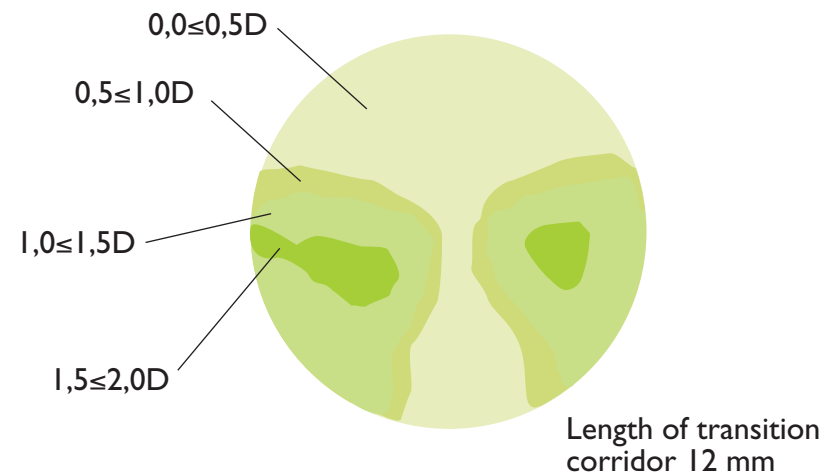
diameter (mm)	nominal convex curve (D)	power range (D)	actual convex curve (N = 1,53) (D)	sagitta depth gauge 50 mm bell (mm)	nominal concave curve (N = 1,53) (D)	center thickness (mm)	edge thickness (mm)	add. powers in 0,25 D steps (D)
70 / 75	2,20	-6,25 to -10,00	1,94	1,15	9,30	10,4	20,0	0,75 to 3,50
75 / 80	3,50	-4.25 to -6,00	3,09	1,83	7,97	7,2	14,5	0,75 to 3,50
75 / 80	4,70	+2,00 to -4,00	4,15	2,47	6,91	9,0	13,0	0,75 to 3,50
75 / 80	6,20	+4,00 to +2,25	5,48	3,29	4,80	8,9	8,0	0,75 to 3,50
75 / 80	8,20	+6,00 to +4,25	7,24	4,40	4,80	11,8	8,0	0,75 to 3,50

Identification markings



Distribution of surface astigmatism

Right lens base: +4,70D Add: +2,00D



diameter (mm)	nominal convex curve (D)	expression	power range at main meridian (D)	actual convex curve (N = 1,53) (D)	radius of curvature (mm)	sagitta depth gauge 50 mm bell (mm)	nominal concave curve (N = 1,53) (D)	center thickness (mm)	edge thickness (mm)
77	3,00	F3 100	-4,25 to -6,50	3,04	174,23	1,80	7,8	6,2	13,1
77	5,00	F5 100	+1,00 to -4,00	4,55	116,39	2,71	6,4	7,7	10,0
77	7,00	F7 100	+1,25 to +3,00	6,25	84,80	3,76	6,4	10,5	10,3

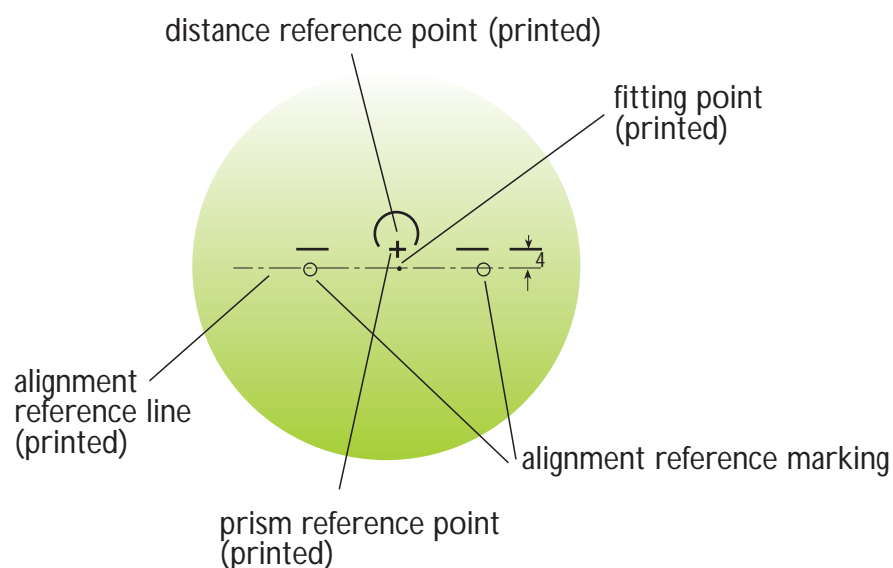
General addition: 1.00 D

Eyestrains are caused by the active work of the ciliary muscle. Especially when using near vision for a long time, there is tension of the ciliary muscle, which is the main reason for eyestrains. This product is a classified progressive lens, but there is no definite difference between far sight and near sight like typical progressive lenses.

The difference between normal progressive lens and Bicular lens is that the Bicular uses the intermediate zone for near sight and not the near zone like normal progressive lenses. The corridor length of Bicular lens is 19 mm which is longer than normal progressive lens. Its design is based on maximized distance power to provide stable far sight by means of aspheric design and it provides natural near sight by reducing the power slightly.

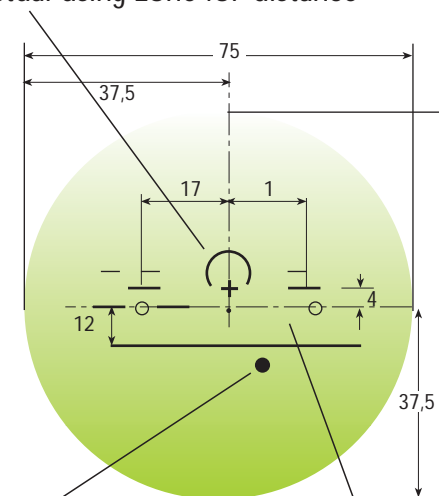
The Bicular lens is especially recommended for the age group 20 to 40 who use the near vision for a long time during PC work or reading.

Bicular Lens



Distance Zone

- aspheric design
- actual using zone for distance



Near Zone

- maximum add is + 1.00 on ●
- different to PAL lens it is not necessary to use this zone for near sight

Intermediate Zone

- average Add + 0.75
- actual using zone for near

- is measurement point for near sight
- not necessary to locate within a frame
- inset 2.5 mm
- 19 mm below from eyepoint

hyper lite 160

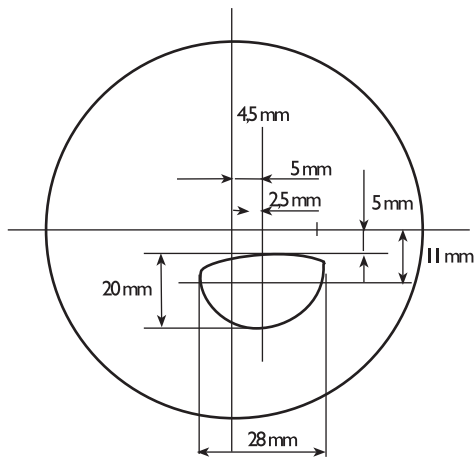
A remarkably thin step closer to natural sight

spherical bifocal curve top C28 data sheet

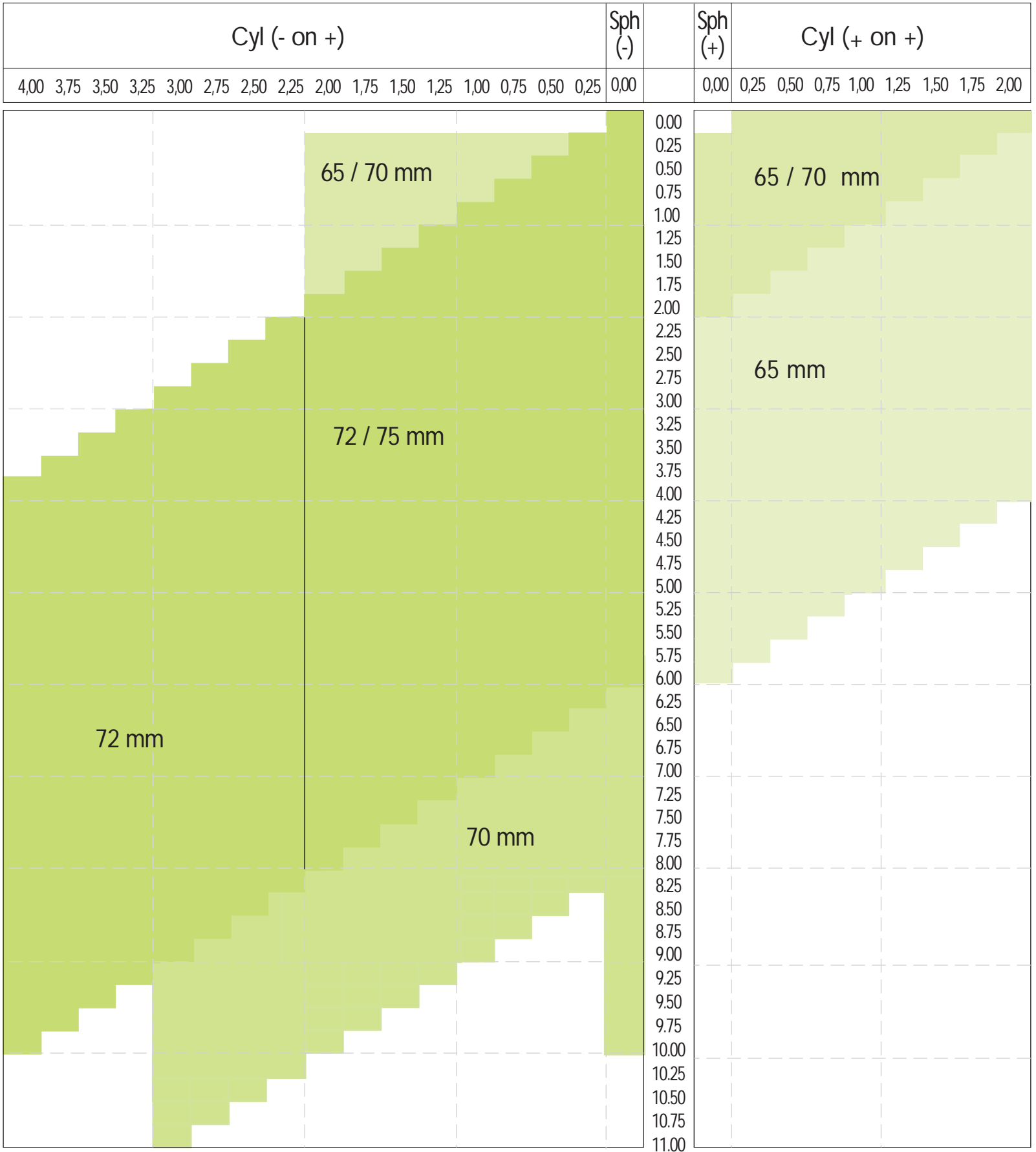
ASAHI-LITE[®]

A MEMBER OF THE ONO GROUP

diameter (mm)	nominal convex curve (D)	power range at main meridian (D)	actual convex curve (N = 1,53) (D)	sagitta depth gauge 50 mm bell (mm)	nominal concave curve (N = 1,53) (D)	center thickness (mm)	edge thickness (mm)	add. powers in 0,25 D steps (D)
75	2,25	-4,25 to -8,00	2,00	1,185	6,50	7,9	15,0	1,00 to 3,50
75	4,25	0,00 to -4,00	3,79	2,244	6,50	8,2	13,0	1,00 to 3,50
75	6,25	+0,25 to +3,00	5,58	3,342	6,00	7,9	9,3	1,00 to 3,50
70	8,25	+3,25 to +6,00	7,36	4,477	4,50	11,4	8,0	1,00 to 3,50



Cyl (- on -)															Sph (-)		Sph (+)	Cyl (+ on -)								
4,00	3,75	3,50	3,25	3,00	2,75	2,50	2,25	2,00	1,75	1,50	1,25	1,00	0,75	0,50	0,25	0,00		0,00	0,25	0,50	0,75	1,00	1,25	1,50	1,75	2,00
															0,00			65 / 70 mm								
															0,25											
															0,50											
															0,75											
															1,00											
															1,25											
72 mm															1,50			65 mm								
															1,75											
															2,00											
															2,25											
															2,50											
															2,75											
72 / 75 mm															3,00											
															3,25											
															3,50											
															3,75											
															4,00											
															4,25											
70 mm															4,50											
															4,75											
															5,00											
															5,25											
															5,50											
															5,75											
															6,00											
															6,25											
															6,50											
															6,75											
															7,00											
															7,25											
															7,50											
															7,75											
															8,00											
															8,25											
															8,50											
															8,75											
															9,00											
															9,25											
															9,50											
															9,75											
															10,00											



Cyl (- on -)											Sph (-)	Sph (+)	Cyl (+ on -)								
3,00	2,75	2,50	2,25	2,00	1,75	1,50	1,25	1,00	0,75	0,50	0,25	0,00	0,00	0,25	0,50	0,75	1,00	1,25	1,50	1,75	2,00
75 mm											0.00	65 / 70 mm									
											0.25										
75 mm											0.50	65 mm									
											0.75										
75 mm											1.00										
											1.25										
75 mm											1.50										
											1.75										
75 mm											2.00										
											2.25										
75 mm											2.50										
											2.75										
75 mm											3.00										
											3.25										
75 mm											3.50										
											3.75										
75 mm											4.00										
											4.25										
75 mm											4.50										
											4.75										
75 mm											5.00										
											5.25										
75 mm											5.50										
											5.75										
75 mm											6.00										
											6.25										
75 mm											6.50										
											6.75										
75 mm											7.00										
											7.25										
75 mm											7.50										
											7.75										
75 mm											8.00										
											8.25										
75 mm											8.50										
											8.75										
75 mm											9.00										
											9.25										
75 mm											9.50										
											9.75										
75 mm											10.00										

